

CANARC RESOURCE CORP.

**Western Canada's Highest Grade
Undeveloped Orebody**

November 2020

Cautionary Note

Certain statements contained herein regarding the Company and its operations constitute “forward-looking statements” within the meaning of the United States Private Securities Litigation Reform Act of 1995. All statements that are not historical facts, including without limitation statements regarding future estimates, plans, objectives, assumptions or expectations of future performance, are “forward-looking statements”. We caution you that such “forward looking statements” involve known and unknown risks and uncertainties that could cause actual results and future events to differ materially from those anticipated in such statements. Such risks and uncertainties include fluctuations in precious metal prices, unpredictable results of exploration activities, uncertainties inherent in the estimation of mineral reserves and resources, fluctuations in the costs of goods and services, problems associated with exploration and mining operations, changes in legal, social or political conditions in the jurisdictions where the Company operates, lack of appropriate funding and other risk factors, as discussed in the Company’s filings with Canadian and American Securities regulatory agencies. Resource and production goals and forecasts may be based on data insufficient to support them. Mr. Garry Biles, Canarc President & COO is the Qualified Person for the Company as required by NI 43-101. The Company expressly disclaims any obligation to update any forward-looking statements. We seek Safe Harbour.

Investor Highlights

Rebirth of the Company

- New name, New director, New VP Exp, New structure, New financing
- Strong cash position

Robust High Grade Development

- New Polaris robust PEA
- Advancing towards Feasibility

Safe Mining Jurisdictions

- Safe mining friendly jurisdictions
- Nevada, USA, BC and Nunavut, Canada

Trading at Discount

- Very low enterprise value only USD\$30.00 per gold resource oz
- Significant discount to peers

De-Risking Advanced Gold Projects

- Two advanced gold projects with over 2 million oz gold resources*
- More than \$40 million invested

Experienced Management & Board

- Senior Management and Board have extensive mining experience
- Track record of new discoveries

*See slides 10 and 16

Investor Information

TSX

CCM

OTCQX

CRCUF

FRANKFURT

CAN

SHARES OUTSTANDING

349 M

WARRANTS

55.9 M

OPTIONS

18.15 M

Current Share Price

\$0.14

CURRENT MARKET CAP

C\$47 M

CASH & EQUIVALENT

C\$8.2 M

Top 6 Shareholders Hold 40%: Eric Sprott, Ruffer Gold Fund, Bradford Cooke (Chairman) and HNW Investors

Experienced Management

Scott Eldridge, BBA, MBA

CEO

Experienced corporate executive involved in the acquisition, exploration, development and financing of mineral properties. Raised in excess of \$500 million in combined equity and debt financing for mining projects varying from exploration to construction financing around the globe.

Garry Biles, P.Eng.

President & COO

Professional engineer with more than 40 years experience, including 16 years as General Manager of 4 producing gold mines: Eskay Creek, Seabee Gold Mine, Jolu Gold Mine, and Bellavista Gold Mine.

Philip Yee, CA

CFO

Professional accountant with over 25 years of experience in corporate management, regulatory reporting, accounting, auditing and taxation.

Bradford Cooke, M.Sc, P. Geo.

Chairman & Founder

Professional geologist with over 40 years experience in the mining industry, specializing in corporate strategies and the financing, acquisition, discovery and development of precious metal mines. Founder & CEO of Endeavour Silver.

Troy Gill, MAIG

VP Exploration

Exploration geologist with over 27 years experience exploring for a diverse range of commodities and styles of mineralization in Australia, Canada, Mexico and Solomon Islands.

Board of Directors

Deepak Malhotra, PHD

Director

Metallurgical Engineer and Mineral Economist with over 40 years experience having worked on over 50 gold projects throughout the world.

Martin Burian, CA, CBV

Director

Chartered Accountant and Chartered Business Valuator with over eighteen years of investment banking experience. Former managing director of Investment Banking at Haywood Securities, former President of Bolder Investment Partners.

Andrew Bowering

Director

Venture capitalist, 30-years experience as owner operator of drilling companies and leadership in worldwide mineral exploration and development. Founder/operator of companies on the TSX Venture, TSX main and American Stock Exchange including Caldera Environmental, Pinnacle Mines, ATW Gold, Cap-Ex Iron Ore, Millennial Lithium, Prime Mining Corp and American Lithium Corp.

Scott Eldridge

Director, CEO

Bradford Cooke


Director, Chairman

Core Assets



NEW POLARIS 

100% owned New Polaris Gold Mine
NW British Columbia, Canada

NEVADA PROJECTS 

Portfolio including 100% owned Fondaway Canyon Gold Project
Nevada, USA (Optioned to Getchell)

New Polaris – Advanced Gold Mine Project

- Production History – 232,000 oz from 1938-42, 1946-51
- 1 million oz Resource* - see slide 10 for details
- High Grade – average 10.3 gpt gold
- Robust Economics at \$1,500 gold (May 2020 PEA):
 - After-tax IRR 56%
 - NPV US\$333M
 - Payback 1.9 years
- Key to unlock value is to produce dore bars
- Fly-in, fly-out operation with no need for road
- Feasibility study ready



Extensive Database: 1,056 drill holes, 31,514 samples



1,500 ft (450 m) airstrip

New Polaris – Location and Access

- Location:**
 North-western B.C., 60 km NE of Juneau, Alaska and 100 km S of Atlin, BC
- Infrastructure:**
 1,500 ft and 4,500 ft (1,370 m) airstrips, road to barge landing, barge access to tidewater
- Property:**
 61 crown grants and 1 claim totaling 3,050 acres (1,200 hectares), a 760 ft (230 m) deep internal shaft, 3 adits and 11 miles (18 km) of underground mine workings. Active exploration permit from BC gov't.
- Mineralization:**
 Mesothermal gold vein system, similar geology and high grade gold mineralization to Red Lake Camp, Ontario



New Polaris – High Grade Gold Resources

| Indicated | | | |
|---------------------------|-------------------|------------------------|--------------------|
| Au Cutoff Grade (g/tonne) | Tonnage (Ktonnes) | Au Average Grade (gpt) | Au Contained (koz) |
| 2 | 1,880 | 10.0 | 605 |
| 3 | 1,798 | 10.4 | 599 |
| 4 | 1,687 | 10.8 | 586 |
| 5 | 1,556 | 11.3 | 567 |
| 6 | 1,403 | 12.0 | 540 |
| 7 | 1,260 | 12.6 | 509 |
| 8 | 1,105 | 13.3 | 472 |
| 9 | 947 | 14.1 | 428 |

| Inferred | | | |
|---------------------------|-------------------|------------------------|--------------------|
| Au Cutoff Grade (g/tonne) | Tonnage (Ktonnes) | Au Average Grade (gpt) | Au Contained (koz) |
| 2 | 1,639 | 9.5 | 502 |
| 3 | 1,582 | 9.8 | 497 |
| 4 | 1,483 | 10.2 | 485 |
| 5 | 1,351 | 10.7 | 464 |
| 6 | 1,223 | 11.2 | 441 |
| 7 | 942 | 12.5 | 380 |
| 8 | 753 | 13.8 | 334 |
| 9 | 653 | 14.6 | 306 |

New Polaris – Robust PEA

| | | |
|-------------------------|--|-----------|
| Scheduled Resources | 1,686,000 tonnes Indicated & 1,483,000 tonnes Inferred | |
| Grade | 10.3 grams per tonne (diluted 20%) | |
| Production Rate | 750 tonnes per day | |
| Recoveries | 90.5% | |
| Output | 80,000 oz gold per annum into dore bars | |
| Minelife | 8.7 years | |
| Gold Price | US\$ 1,500 per oz | |
| Exchange Rate | US\$ 1.00 = CA\$ 1.40 | |
| Capital Cost | US\$ 111 million | |
| Cash Cost/AISC | US\$ 400 / US\$510 | |
| | After Tax | |
| Cash Flow (LoM) | CA\$ 664 million | |
| NPV (5%) | CA\$ 469 million | |
| NPV (8%) | CA\$ 383 million | |
| | Pre Tax | After Tax |
| Internal Rate of Return | 68% | 56% |
| Payback Period | 1.7 years | 1.9 years |

**Internal Rate of Return
(After Tax)
56%**

**NPV (5%)
C\$ 469 Million**

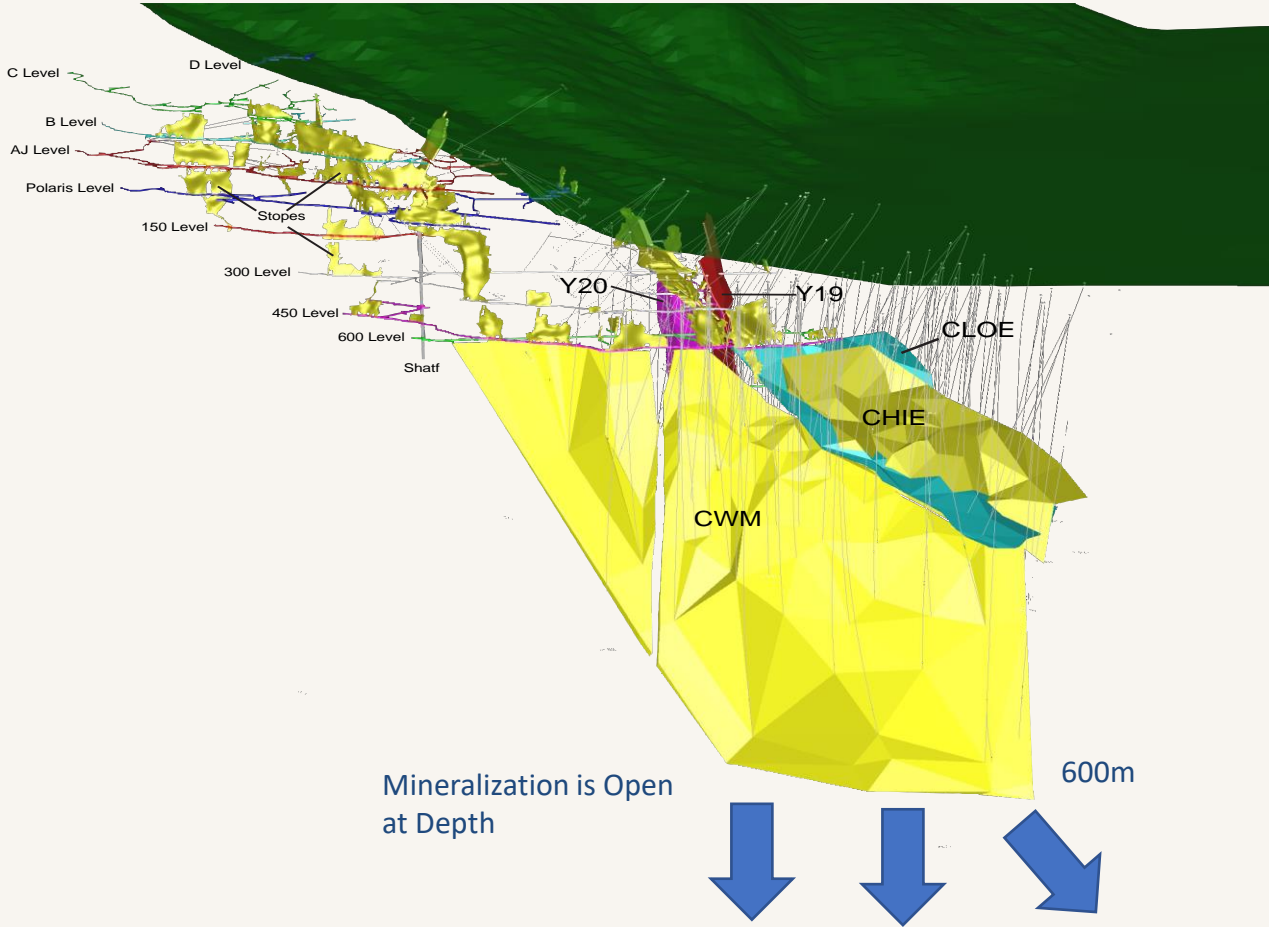
**Cash Costs Per Ounce
US\$ 400**

**High Grade Resource
10.3 GPT**

**Payback Period (After
Tax)
1.9 Years**

* Details of the PEA (March 4, 2019) Technical Report are available on Company website and Sedar. PEA updated May 20, 2020

New Polaris – Resources Open at Depth



Select Drill Highlights:

| Width (m) | Grade (Au g/t) |
|-----------|----------------|
| 6.2 | 44.7 |
| 8.0 | 31.9 |
| 5.0 | 25.0 |
| 3.1 | 22.5 |
| 12.4 | 16.1 |

*Permitted for 24,000m 47 hole infill drill program

Windfall Hills – Blackwater Au-Ag Potential

Location:

- 65 km S of Burns Lake, British Columbia
- 90 km NW of New Gold’s 8 million+ ounce Blackwater Mine development project

Property:

- 5,000 hectares
- 100% ownership

Infrastructure:

- Road accessible
- Barge services on Ootsa and Francois lakes

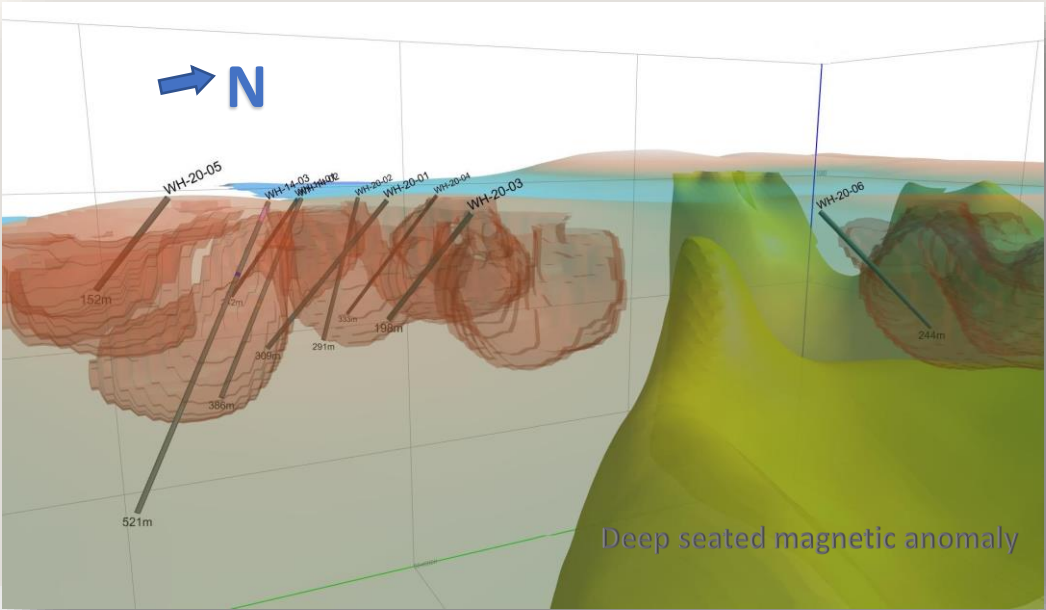
Mineralization:

- Low sulphidation epithermal gold and silver hosted as disseminations and quartz stockworks in rhyolitic volcanics
- Large tonnage, low grade (<1gpt Au) target amenable to bulk mining

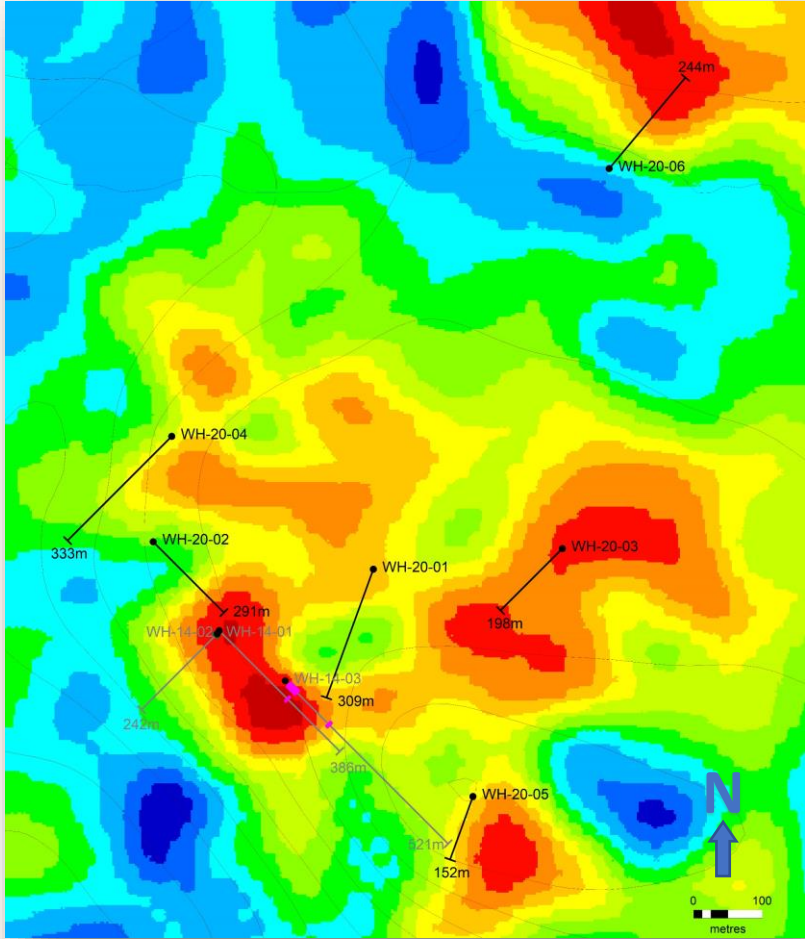


Windfall Hills – Exploration Program

- Trenching intersected 42m @ 0.41g/t Au in TR 94-4
- **Phase 1 drilling in 2014** intersected **28m @ 1.54 g/t Au eq** from 11m in hole WH-14-03
- Modeling of ground IP and airborne magnetic geophysical data concluded that the 2014 drilling grazed the edge of large chargeability and magnetic anomalies that could indicate a mineralized alteration system
- **Phase 2 drill program in August 2020** targeted the WH-14-03 hole and subsurface geophysical anomalies, intercepted anomalous gold



3D view of drill holes targeting IP Chargeability



Plan view of drill holes and IP Chargeability

Farmed Out US Properties

Nevada:

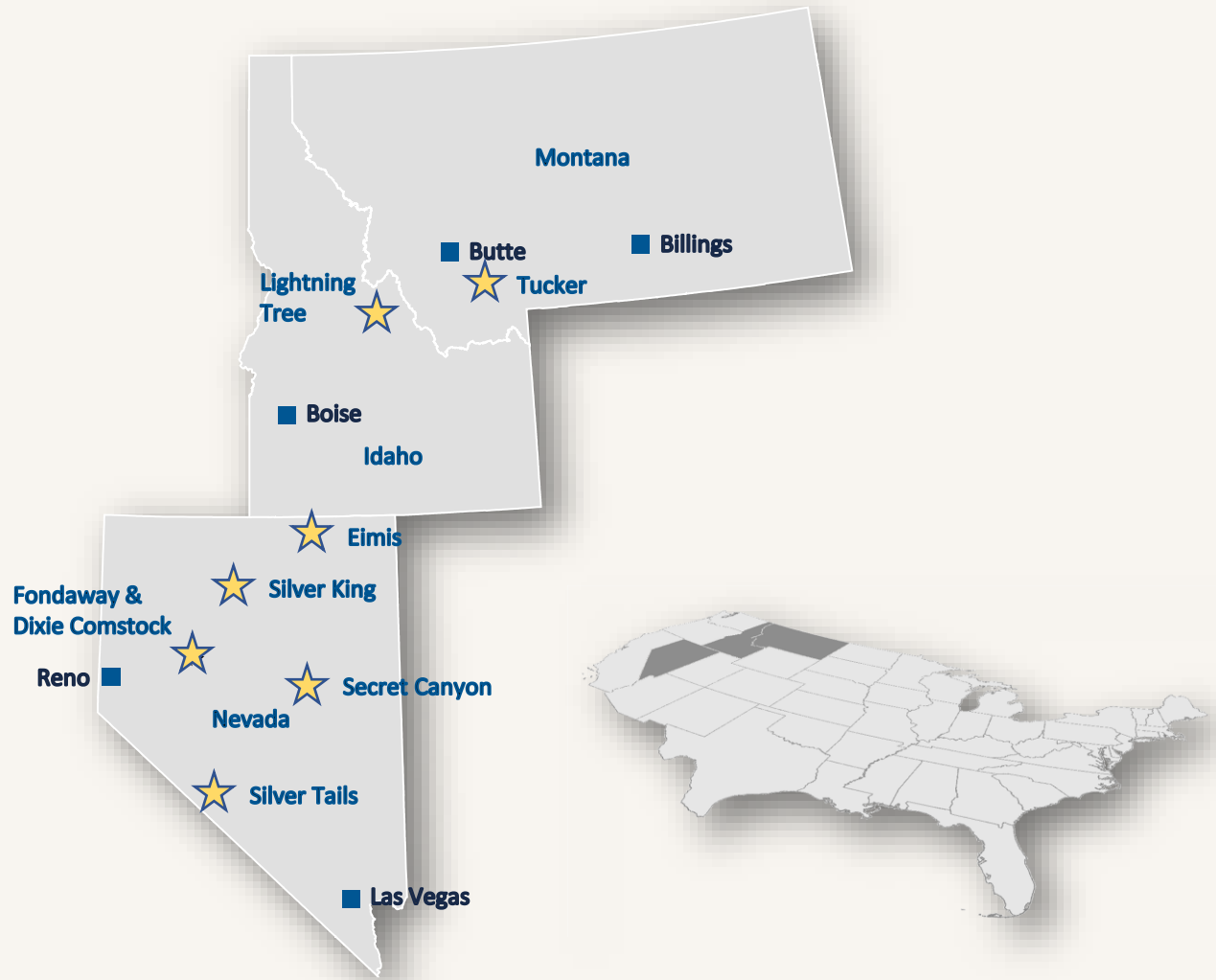
- Fondaway Canyon & Dixie Comstock – Option Agreement with Getchell Gold Corp.
- Eimis (Coleman Canyon) - leased to Arnevt Resources Nevada LLC (Tuvera Exploration Inc.)
- Secret Canyon - 1% NSR on BH Minerals USA Inc claims (Timberline Resources)
- Silver King - Leased to Brownstone Ventures (US) Inc. (Victory Metals)
- Silver Peak Tails - Legacy Mining purchase agreements

Idaho:

- Lightning Tree - Option agreement with Minkap Resources Inc.

Montana:

- Tucker - 8% NSR and \$1k on startup agreement with Legacy Mining



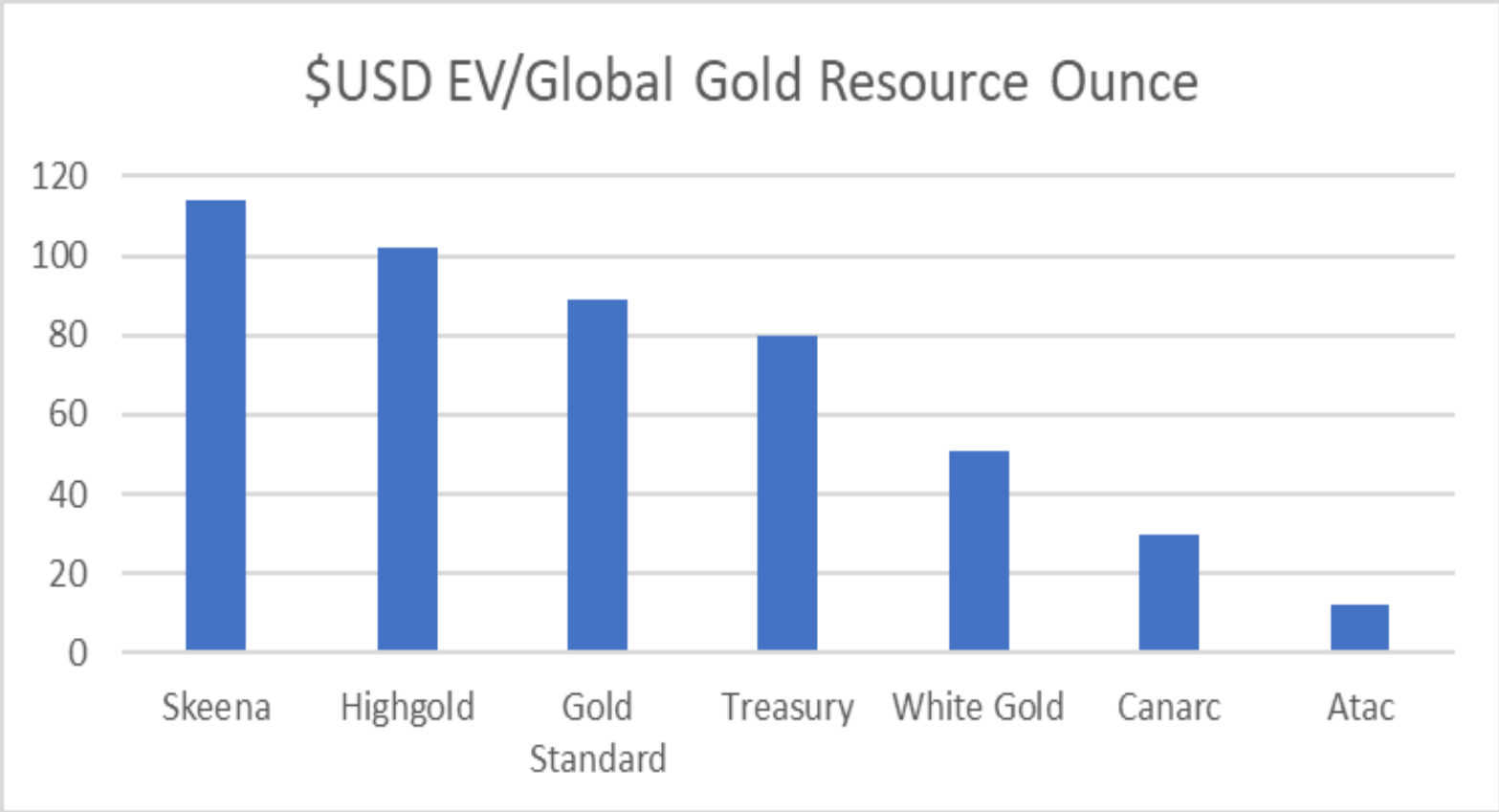
Fondaway Canyon – Gold Resources

NI 43-101 Fondaway Resource as of April 11, 2017

| Resource Category | Tonnes ¹ (t) | Grade (g/t) Au | Ounces ² (oz) Au | Type |
|-------------------|-------------------------|----------------|-----------------------------|------------|
| Indicated | 2,050,000 | 6.18 | 409,000 | UG/Sulfide |
| Inferred | 3,200,000 | 6.40 | 660,000 | UG/Sulfide |

- The Fondaway Canyon mineralization is contained in a series of 12 steeply dipping, en-echelon quartz-sulfide vein-shear zones outcropping at surface and extending laterally over 1200m and vertically to depths of > 400m. The Paperweight, Half-moon and Colorado zones host the bulk of the resources, with the remainder in parallel veins or splays of the major vein-shears.
- A total of 591 historic drill holes were validated for resource estimation, with coordinate information and down hole assays. These included 8411m of core drilling in 49 holes and 40,675m of RC drilling in 551 holes.

Peer Comparison



Why Invest in Canarc?

Rebirth and Name Change

New director, new VP exp, new financing, new structure

Excellent Relative Valuation Upside Potential

EV per global resource ounce \$USD 30.00

Exploring New Acquisitions

District Discovery Potential British Columbia and Nunavut

De-risking Gold Projects with Existing 43-101 Resources

New Polaris PEA has robust economics

Company Led by Experienced Management & Board

Geologists, Engineers and Financiers

Strong Cash Position

Approximately C\$ 8.2M cash & Equivalent



Canarc Resource Corp.

Scott Eldridge, CEO
Suite 810 – 625 Howe Street Vancouver
BC, V6C 2T6 Canada

Email: Scott@canarc.net

Phone: 1-604-722-5381

www.canarc.net

Thank You